

NOTES:
 1. THE "LF" PRODUCT MEETS EUROPEAN UNION DIRECTIVES AND OTHER COUNTRY REGULATIONS AS DESCRIBED IN GS-22-008.
 2. LEAD FREE OR RoHS DIRECTIVE LABELING TO BE PROVIDED AS PER GS-14-920.
 3. PRODUCT IS NOT INTENDED TO BE EXPOSED TO A MANUFACTURING LEAD FREE WAVE SOLDER PROCESS AT 260-265°C

NOTES:
 1. PRINTING SPECIFICATION:
 XXX XXXXXX : ERICSSON P/N
 (NO CHANGE IN ERICSSON PART NUMBER FOR LEAD FREE & LEADED VERSION)
 WWW : FACTORY CODE
 YY : YEAR
 ZZ : WEEK
 2. BODY MATERIAL : PLASTIC POLYCARBONATE
 3. TERMINAL MATERIAL : PHOSPOR BRONZE

mat'l. code		surface		tolerance		projection		product family	
SEE NOTES		ISO 1302		ISO 406 ISO 1101		mm		DIN	
ltr	ecn no	dr	date	tolerances unless otherwise specified		mm		title	
A	F10725	DLE	2001-12-05	angles	linear	mm		CONNECTOR DIN	
B	F04-0155	DLE	2004-03-18			scale 3:1		3x7 POS.	
C	I05-0232	MINI	2005-11-15					dwg no	
D	I06-0082	MINI	2006-06-01	dr	D LEGRAND	2001-12-05	sheet 1 of 4		size
E	I07-0089	KR	2007-07-17	enr	J.F.NOTTEAU	2001-12-05	72904		A3
				chr	RAKHEE GEORGE	2007-07-17	type		Product Customer Drawing
				appd	RAKHEE GEORGE	2007-07-17			
sheet index	revision sheet	E	C	D	D				
		1	2	3	4				

FCJ
 FCconnect.com
 Copyright FCJ

1

2 3

4

5

6

NOTES:

1. THE "LF" PRODUCT MEETS EUROPEAN UNION DIRECTIVES AND OTHER COUNTRY REGULATIONS AS DESCRIBED IN GS-22-008.
2. LEAD FREE OR RoHS DIRECTIVE LABELING TO BE PROVIDED AS PER GS-14-920.
3. PRODUCT IS NOT INTENDED TO BE EXPOSED TO A MANUFACTURING LEAD FREE WAVE SOLDER PROCESS AT 260-265°C

FIG 1

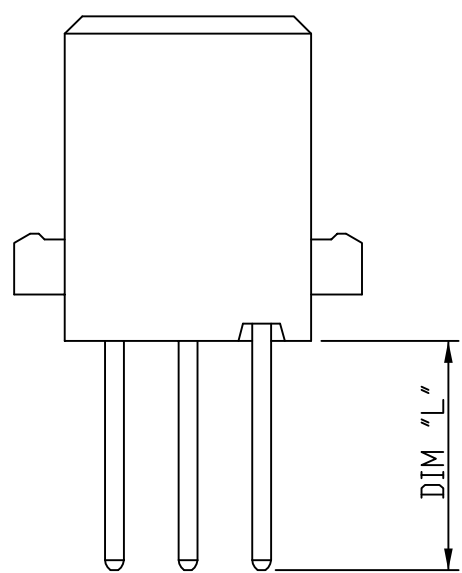


FIG 2

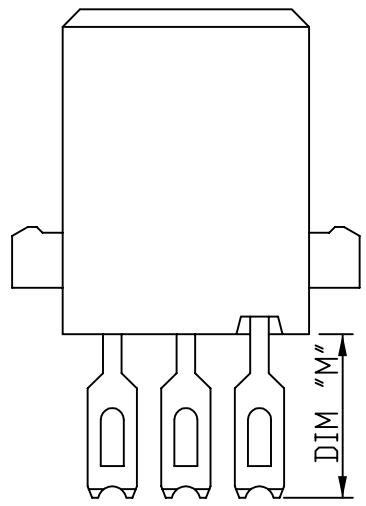
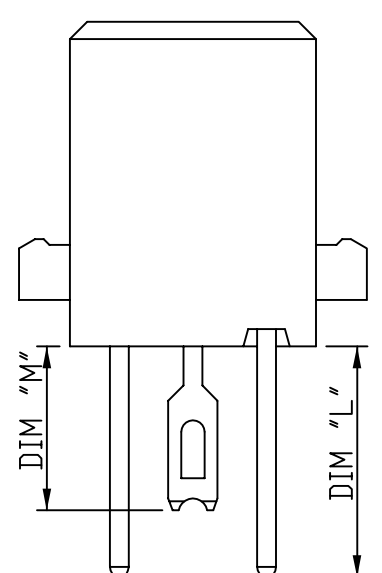


FIG 3



Copyright FCI

mat'l. code SEE NOTES, SHEET 1				surface ISO 1302 <input checked="" type="checkbox"/> ISO 406 ISO 1101		tolerance ISO 406 ISO 1101		projection 		product family DIN					
ltr				ecn no		dr		date		tolerances unless otherwise specified					
A				F10725		DLE		2001-12-05		angles		linear		mm	
B				I05-0232		MINI		2005-11-15						scale 3:1	
C				I06-0082		MINI		2006-06-01							
						dr		D LEGRAND		2001-12-05		dwg no		sheet 2 of 4 size	
						enr		J.F.NOTTEAU		2001-12-05		72904		A3	
						chr		RAKHEE GEORGE		2006-06-01		type		Product Customer Drawing	
						appd		RAKHEE GEORGE		2006-06-01					
sheet index		revision sheet													

1

2

3

4

5

6

PRODUCT NUMBER	CUSTOMER P/N	PIN LOADING					DIM "L"	DIM "M"	REMARKS	PLATING	COMMENT
		7	5	3	1	6					
72904-211	RNV 304 001	C	X	X	X	X	7.5±0.5		FIG 1	CONTACT AREA: 2µm Au TERMINATION: GOLD FLASH	
72904-211LF		B									
		A	X	X	X	X					
72904-212	RNV 304 002	C	X	X	X	X	7.5±0.5		FIG 1	CONTACT AREA: 2µm Au TERMINATION: GOLD FLASH	
72904-212LF		B	X	X	X	X					
		A	X	X	X	X					
72904-213	RNV 304 013	C	X	X	X	X	7.5±0.5	FIG 1	CONTACT AREA: 2µm Au TERMINATION: GOLD FLASH		
72904-213LF		B	X	X	X	X					
		A	X	X	X	X					
72904-217	RNV 304 020	C		X	X	X	7.5±0.5	FIG 1	CONTACT AREA: 2µm Au TERMINATION: GOLD FLASH	OBSOLETE	
		B		X	X	X					
		A		X	X	X					
72904-221	RNV 304 005	C	X	X	X	X	5.7±0.2	FIG 2	CONTACT AREA: 2µm Au TERMINATION: LEADED PRODUCTS - Sn Pb 6-10µm LEAD FREE PRODUCTS - Sn (MATTE TIN), Ni ALL OVER		
72904-221LF		B									
		A	X	X	X	X					
72904-222	RNV 304 006	C	X	X	X	X	5.7±0.2	FIG 2	CONTACT AREA: 2µm Au TERMINATION: LEADED PRODUCTS - Sn Pb 6-10µm LEAD FREE PRODUCTS - Sn (MATTE TIN), Ni ALL OVER		
72904-222LF		B	X	X	X	X					
		A	X	X	X	X					
72904-223	RNV 304 016	C	X	X	X	X	5.7±0.2	FIG 2	CONTACT AREA: 2µm Au TERMINATION: LEADED PRODUCTS - Sn Pb 6-10µm LEAD FREE PRODUCTS - Sn (MATTE TIN), Ni ALL OVER		
72904-223LF		B	X	X	X	X					
		A	X	X	X	X					
72904-224	RNV 304 025	C	X	X	X	X	5.7±0.2	FIG 2	CONTACT AREA: 2µm Au TERMINATION: Sn Pb 6-10µm	OBSOLETE	
		B	X			X					
		A	X	X	X	X					
72904-231	RNV 304 007	C	X	X	X	X	13.5±0.5	FIG 1	CONTACT AREA: 2µm Au TERMINATION: GOLD FLASH		
72904-231LF		B									
		A	X	X	X	X					
72904-232	RNV 304 008	C	X	X	X	X	13.5±0.5	FIG 1	CONTACT AREA: 2µm Au TERMINATION: GOLD FLASH		
72904-232LF		B	X	X	X	X					
		A	X	X	X	X					
72904-233	RNV 304 015	C	X	X	X	X	13.5±0.5	FIG 1	CONTACT AREA: 2µm Au TERMINATION: GOLD FLASH		
72904-233LF		B	X	X	X	X					
		A	X	X	X	X					
72904-234	RNV 304 023	C	X	X	X	X	13.5±0.5	FIG 1	CONTACT AREA: 2µm Au TERMINATION: GOLD FLASH		
72904-234LF		B	X	X	X	X					
		A	X	X	X	X					

NOTES:
1. THE "LF" PRODUCT MEETS EUROPEAN UNION DIRECTIVES AND OTHER COUNTRY REGULATIONS AS DESCRIBED IN GS-22-008.
2. LEAD FREE OR RoHS DIRECTIVE LABELING TO BE PROVIDED AS PER GS-14-920.
3. PRODUCT IS NOT INTENDED TO BE EXPOSED TO A MANUFACTURING LEAD FREE WAVE SOLDER PROCESS AT 260-265°C

mat'l. code		surface		tolerance		projection		product family	
SEE NOTES, SHEET 1		ISO 1302		ISO 406 ISO 1101				DIN	
ltr	ecn no	dr	date	tolerances unless otherwise specified		mm		title	
A	F10725	DLE	2001-12-05	angles	linear	mm		CONNECTOR DIN 3x7 POS.	
B	F04-0155	DLE	2004-03-18			scale 3:1		dwg no	
C	I05-0232	MINI	2005-11-15					sheet 3 of 4	
D	I06-0082	MINI	2006-06-01	dr	D LEGRAND	2001-12-05		size	
				enr	J.F.NOTTEAU	2001-12-05		A3	
				chr	RAKHEE GEORGE	2006-06-01		type	
				appd	RAKHEE GEORGE	2006-06-01		Product Customer Drawing	
sheet index	revision sheet								

PRODUCT NUMBER	CUSTOMER P/N	PIN LOADING				DIM "L"	DIM "M"	REMARKS	PLATING	COMMENT
		7	5	3	1					
72904-235	RNV 304 024	C			X			FIG 1	CONTACT AREA: 2µm Au TERMINATION: GOLD FLASH	OBSOLETE
72904-239	RNV 304 021	C	X	X	X	X	X	FIG 1	CONTACT AREA: 2µm Au TERMINATION: GOLD FLASH	
72904-239LF		B								
72904-248	RNV 304 017	C	X			X	X	FIG 1	CONTACT AREA: 2µm Au TERMINATION: GOLD FLASH	OBSOLETE
72904-254	RNV 304 012	C	X	X	X	X	X	FIG 3	CONTACT AREA: 2µm Au TERMINATION: GOLD FLASH	
72904-254LF		B								
72904-255	RNV 304 011	C	X	X	X	X	X	FIG 2	CONTACT AREA: 2µm Au TERMINATION: Sn Pb 6-10µm	OBSOLETE
72904-256	RNV 304 010	C				X	X	FIG 3	CONTACT AREA: 2µm Au TERMINATION: GOLD FLASH	OBSOLETE
72904-261	RNV 304 005/1	C	X	X	X	X	X	FIG 1	CONTACT AREA: 2µm Au TERMINATION: LEADED PRODUCTS- SnPb 6-10µm, LEAD FREE PRODUCTS- Sn (MATTE TIN), Ni ALL OVER.	
72904-261LF		B								
72904-262	RNV 304 006/1	C	X	X	X	X	X	FIG 1	CONTACT AREA: 2µm Au TERMINATION: LEADED PRODUCTS- SnPb 6-10µm, LEAD FREE PRODUCTS- Sn (MATTE TIN), Ni ALL OVER.	
72904-262LF		B								
72904-263	RNV 304 014	C	X	X	X	X	X	FIG 1	CONTACT AREA: 2µm Au TERMINATION: GOLD FLASH	
72904-263LF		B								
72904-264	RNV 304 006/2	C	X	X	X	X	X	FIG 1	CONTACT AREA: 2µm Au TERMINATION: Sn Pb 6-10µm	OBSOLETE
72904-274	RNV 304 018	C	X	X	X	X	X	FIG 1	CONTACT AREA: 2µm Au TERMINATION: GOLD FLASH	OBSOLETE
72904-275	RNV 304 009	C	X	X	X	X	X	FIG 1	CONTACT AREA: 2µm Au TERMINATION: GOLD FLASH	OBSOLETE

NOTES:
1. THE "LF" PRODUCT MEETS EUROPEAN UNION DIRECTIVES AND OTHER COUNTRY REGULATIONS AS DESCRIBED IN GS-22-008.
2. LEAD FREE OR RoHS DIRECTIVE LABELING TO BE PROVIDED AS PER GS-14-920.
3. PRODUCT IS NOT INTENDED TO BE EXPOSED TO A MANUFACTURING LEAD FREE WAVE SOLDER PROCESS AT 260-265°C

mat'l. code		surface		tolerance		projection		product family	
SEE NOTES, SHEET 1		ISO 1302		ISO 406 ISO 1101				DIN	
ltr	ecn no	dr	date	tolerances unless otherwise specified		mm		title	
A	F10725	DLE	2001-12-05	angles		linear		CONNECTOR DIN	
B	F04-0155	DLE	2004-03-18					3x7 POS.	
C	I05-0232	MINI	2005-11-15					scale 3:1	
D	I06-0082	MINI	2006-06-01	dr		D LEGRAND		2001-12-05	
				enrg		J.F.NOTTEAU		2001-12-05	
				chr		RAKHEE GEORGE		2006-06-01	
				appd		RAKHEE GEORGE		2006-06-01	
sheet index		revision sheet						dwg no	
								72904	
								sheet 4 of 4	
								size A3	
								type Product Customer Drawing	